

THE CITY QUILTER®



Edition #54

Store Hours:

Monday, 12 to 6

Tuesday to Friday, 11 to 7

Saturday, 10 to 6

Sunday, 11 to 5

[www.cityquilter.com](http://www.cityquilter.com)

[www.artquiltgallerynyc.com](http://www.artquiltgallerynyc.com)

133 West 25th Street, NY NY 10001 • 212-807-0390

## FALL SCHEDULE 2014

As we've done for the past 2 years, TCQ will be hosting classes for the annual *Quilters Take Manhattan event* on Sept. 19, 20, and 21. We will also have a display of their Challenge Quilts which are always fantastic. As an added bonus, **Amy Butler** will be here to talk about and show a quilt from her latest fabric collection, *Glow*. So mark your calendars--and register with us for her talk at 4pm on the 20th. You won't want to miss this one.

For all of you NYC fabric lovers, know that we will be coming out with **2 more prints to add to our City Collection** and are bringing back an old favorite: the *Statue of Liberty batik*. All three are expected to be here by mid-September. (We'll keep our fingers crossed!)

Everyone loves that going-back-to-school feeling you get in September so we've made sure to have lots of great classes to lure you back. Master quilter and **Bernina Ambassador Teri Lucas** will be here teaching us how to have fun with free motion quilting; **Kay Radcliffe** has a new class on marbling scarves just in time for the holidays; and our own **Nancy Rabatin** is teaching a felted landscape class from a wonderful new book, *Felt and Stitch* that is gorgeous. And there's lots more.

The artist in The Art Quilt Gallery in September & October will be one of my quilting idols, **Velda Newman**. If you have never seen one of Velda's quilts "in person", I urge you to make the trip. They are simply spectacular. For details: [www.artquiltgallerynyc.com](http://www.artquiltgallerynyc.com)

I hope you got to see our **Grand Central Challenge exhibit** at the Transit Museum this spring. We're very happy to say the GCT exhibit had over **97,000 visitors**, bringing art quilting to a whole new audience.

Please remember we are now open from 12 - 6 PM on Mondays to serve all your quilting needs. Happy Quilting!

Cathy

PS - We will be closed Aug 31, Sept 1, Nov 27, Dec 31 & Jan 1

© THE CITY QUILTER, 2014 ALL RIGHTS RESERVED

## SIMPLE TRIANGLE STAR

Using Barbara H. Cline's book Simply Triangles and the Creative Grid 60° Triangle Ruler we will create several triangles, use different cutting techniques, & sew the pieces together into a simple star pattern. Best of all, no "Y" Seams! Both the book & the Creative Grid 60° Triangle Ruler are required. Sewing machine & rotary cutting experience are necessary. Confident Beginner/Intermediate level.



**Thursdays, Sept. 4, 25 from 12 - 3 PM**

Instructor: Charles Johns

Fee: \$ 70

## APPLIQUÉ SUPPORT GROUP

Hand appliqué lovers have more unfinished projects than anyone! Bring your works-in-progress and your hand sewing questions, and get technical help, encouragement and a little time to stitch. A different technique will be discussed each month. (All levels, but some appliqué experience is required.)


**Fri., Sept. 5, Oct. 10, Nov. 7, Dec. 5 from 12 - 2 PM**

Instructor: Diane Rode Schneck

Fee: \$ 85

## NEXT GEN FABRIC BOWLS

This new technique will teach you how to make a very sturdy multi-layered fabric bowl. There are unlimited possibilities for the design of the inside of the bowl. In this class we will concentrate on working with directional fabrics. After this class you will have a completed bowl. Must know how to use a sewing machine, rotary cutter & template.



**Saturday, Sept. 6 from 11 - 5 PM**

Instructor: Kirsten Fisher

Fee: \$ 70

## COLOR, COLOR, COLOR

It's everywhere! Study color by experimenting with small quilts in this monthly class. Learn how to use the color wheel to make your quilts come alive. Each month you will work on a new quilt and friendly critiques will be given along with ideas for future quilts. Great class for students who want to experiment with color and design. Book required. Must have some quilting experience.

**Mondays, Sept 8, Oct 6, Nov 3, Dec 1 from 12 - 2 OR 6 - 8 PM**

Instructor: Susan Sato

Fee: \$85

## MACHINE QUILTING BASICS

Learn the basics of machine quilting, including how to prepare your quilt sandwich & whether or not to mark your quilt top. Learn the correct way to "stitch in the ditch." We will consider many quilting design possibilities using only the walking foot. There will be a short discussion of free motion quilting & we will have time to try it. You will take home a quilted sampler for future reference & even more practice.

**Wednesday, Sept. 10 from 1 - 5 PM**

Instructor: Christine Janove

Fee: \$ 50

## HEXATOPIA

This three-session class is designed to liberate and empower your English Paper Piecing adventures. Students will leave behind the basic store-bought shapes to create intricate hexagonal blocks and then explore classic hexagonal blocks, tweak them to make them more unique, and improvise entirely new ones. Although this method requires time and care, it is easy to understand, requires NO math and NO measuring, and unlocks a whole world of geometric possibilities. Students must be confident with basic English Paper Piecing, and be comfortable working with very small pieces.



**Thursdays Sept 4, 11, 25 from 5 - 8 PM**

Instructor: Reyna de Courcy O'Grady

Fee: \$ 95

## CRAZY FRIDAYS

Fridays should be relaxing and fun! This is an ongoing, studio-style class for crazy quilters, embroiderers, art quilters and appliquéers - anyone who needs time to sew and share ideas in a friendly, creative atmosphere. Bring your current works in progress, and join the fun. (Intermediate level)

**Fri., Sept. 5, Oct. 10, Nov. 7, Dec. 5 from 6 - 8 PM**

Instructor: Diane Rode Schneck

Fee: \$ 85

## DOLL WORKSHOP

This is a class to expand your doll making skills and in each month's session Nancy will present something new. Of course if you do not want to participate in any class project you may continue to work on your existing doll. This is a great way to discover creative new ideas & techniques. During this session we will cover the following: Sept...Sculpt a head with air drying paper clay (this is a repeat since it was so well received); October...We will make a simple witch doll just in time for Halloween; November...Dressing the doll (different ways to costume a doll you have already made); December...Embellishments...innovative ways to further decorate your doll.


**Sunday, Sept. 7, Oct. 12, Nov. 2, Dec. 7 from 12 - 4 PM**

Instructor: Nancy Rabatin

Fee: \$ 50 per session  
or \$ 180 for all four

## LET YOUR FOOT LOOSE BE FANCY & FREE

Bored with stippling? Stitching in the ditch got you down? Let's play with design, thread, fabric and batting to create some fun, one-of-a-kind quilts. This class is all about trying new motifs, using our intuition and expressing our creativity on a domestic sewing machine. Some machine quilting experience required.



**Sat., Sept. 13 from 11 - 5 PM**

Instructor: Teri Lucas

Fee: \$ 85

## WASTE NOT, WANT NOT

It's back, and bigger and better than ever! Waste Not, Want Not is a monthly exploration in how to use up all of your scraps, from large pieces and odd blocks, to the tiniest little crumbs and trimmings. Each month we will introduce a different topic or technique, and you have until the next class to experiment using your stash. Bring all your scraps and come play with us! All levels, no experience necessary, but must be familiar with using a sewing machine and rotary cutting.

**Fri., Sept. 12, Oct. 17, Nov. 14, Dec. 19  
from 12 - 2 OR 6 - 8 PM**

Fee: \$ 85


Instructors: Judy Doenias & Diane Rode Schneck

### Handquilter Long Arm Machines

The City Quilter is the New York metro area's Handquilter dealer. Call or email for a demo of the HQ18 long arm machine, or the Sweet 16 Sit-down.

## DEAR JANE

Still going strong after 15 years at The City Quilter! This sensational quilt has it all: lots of techniques for both hand and machine sewing, 169 irresistible little blocks, and loads of camaraderie and support. If you haven't taken Dear Jane yet, what are you waiting for? Join us and get started on your masterpiece! All levels; some beginning quilting experience is recommended. Hand & Machine sewing. Book required.



**Mondays, Sept 15, Oct 13, Nov 10, Dec 15  
from 12 - 2 OR 6 - 8 PM** Fee: \$ 85

Instructors: Diane Rode Schneck & Judy Doenias

## OUTRAGEOUS EMBELLISHMENTS

Learn a new type of hand embellishment. Frances Holliday Alford will share her extensive stash of beads, buttons, and found objects to help you make a heavily encrusted piece of art. The multiple layers of objects of different size, shade and texture are fun, fresh and innovative.



**Thursday, September 18 from 1 - 5 PM**

Instructor: Frances Alford

Fee: \$ 65

## OPEN SEWING FORUM

Have you ever thought how much easier it would be to design your quilt using the classroom design walls and sewing machines? Well, here is your chance, because "Open Sewing Forum" is set up to do just that. You can sign up for a two or four hour time slot once a month & come work on any of your projects. Charles Johns will be on hand to get you set up and on your way. Come join the fun!

**Mondays, Sept 22, Oct 20, Nov 17, Dec 8, & 29 from  
12 - 4, 4 - 6, 6 - 8 PM**

Instructor: Charles Johns Fee per Session:  
2 hours \$ 25; 4 hours \$ 45

## HIDDEN ZIPPERED QUILTED PILLOW



No-one can have too many pillows and these quilted pillows with a decorative trim concealing the hidden zipper will give your sofa a new look or make a great gift for a friend. Over 2 classes learn how to quilt a pillow top, make a pillow cover and insert a hidden zipper. Open to anyone who knows how to use a rotary cutter and sewing machine and can sew a straight seam.

**Sun., Sept. 14, 28 from 12 - 4 PM**

Instructor: Chris Dodsley

Fee: \$ 85

## INTRO TO MACHINE SEWING

Do you have a sewing machine and don't feel comfortable using it? Or are you thinking about buying a sewing machine but don't know enough about them? If the answer is yes to either question, this class will definitely help. You will learn to thread the machine, wind a bobbin, and see what all those funny-looking machine feet are for. You'll also learn about threads, needles and stitches. Your newly-learned skills will be used to make a simple pillow.

**Tuesdays, Sept 16, 23 from 12 - 2 OR 6 - 8 PM  
OR Wednesdays, Nov 12, 19 from 12 - 2 OR 6 - 8 PM**

Instructor: Emily Klainberg, Charles Johns Fee: \$50

### Private Lessons

We will be glad to organize customized private sewing lessons in our classroom. Call for details.

## ENGLISH PAPER PIECING: INNER CITY BLOCKS

Travel back to the 1800's when dimensional illusions (such as tumbling blocks) and hand piecing with papers were the rage. The inner city pattern, hand-sewn with half-hexagons and careful placement of fabric values, is a rarer design and an ideal way to use fabric scraps. English paper piecing is a great carry-around project for the times when you can steal a few moments to stitch away from home or while watching TV. Beginner and up.



**Wednesday, Sept. 17 from 12 - 3 OR 5 - 8 PM**

Instructor: Judy Doenias

Fee: \$ 40

### Amy Butler Talks Fabric!

Amy's new line, *Glow*, is out & she'll be talking about it and the inspiration behind her fabric designs. She will also show a quilt she made from the collection. All this takes place at **4 pm on Saturday, September 20**. City Quilter registration is required for this free & unique event, which complements her presentation about her life's work earlier that day at the Quilt Alliance event at FIT.



## CATHEDRAL WINDOWS

Judy always said she would have to be dragged kicking & screaming before she would attempt a cathedral window quilt, but now, inspired by the book, Cathedral Window Quilts



by Lynne Edwards, she's hooked. The class will start with the traditional window (a combination machine and hand pieced pattern) & will then explore many of the variations presented in the required book.

**Wed., Sept. 24, Oct. 1, 8 from 12 - 2 OR 6 - 8 PM**

Instructor: Judy Doenias

Fee: \$ 70

## FOUNDATION PIECING 101: Starting the Journey

Have you ever wanted to try Foundation Paper Piecing but have been intimidated by it? Now is the time to conquer those fears! You will start at the beginning and go step by step through the basics with one simple block. During the class you will work on a few different blocks, each one advancing your skill level a little higher. This is a great class for beginners. Must know how to use a sewing machine & a rotary cutter.

**Friday, September 26 from 11:30 - 4:30 PM**

Instructor: Charles Johns

Fee: \$ 60

## WHAT GOES AROUND COMES AROUND: Storytelling With Dresden Plates

The most interesting quilts are those that tell a story. Do you have a story to tell? Using Dresden Plates as our quilt venue, this class will focus on sharing a story waiting to be told.



We will learn how to make the basic Dresden Plate, look at fabric selection & design possibilities within the plate as well as in various settings, & share our stories as part of the creative process. Students will learn as much about what inspires them as quilters as the story itself. A technique, design & storytelling experience.

**Thursdays, Oct 2, 9, 16 from 12 - 3 OR 5 - 8 PM**

Instructor: Robin Strauss

Fee: \$ 90

## BERNINA SEWING MACHINES

We are pleased to offer the entire Bernina line, and maintain an extensive stock of their extensive family of feet. Call, or email, or drop by to discuss your needs & how we can help.

## REDWORK EMBROIDERY

Redwork is a classic hand embroidery technique using simple outline stitches. Learn several methods of transferring designs, and the basic stitches. It's a perfect take-along project that's also great for holiday gifts. (PS: No, it doesn't have to be red!). All levels for this hand class.

**Friday, Oct 3 from 12 - 4 PM**

Instructor: Diane Rode Schneck

Fee: \$ 50

## LATE NIGHT SEWING @TCQ

Have a project in mind and don't know how to get started or a UFO but you're stuck for inspiration? Late Night CQ Sewing is your answer. With full access to our classroom design walls & machines you can work on any project & our instructor will also be on hand to help and advise. Why not bring your friends too & sew together? With lots of chat, music and even a glass of wine, you'll soon discover your sewing mojo!

**Fridays, Sept 26, Oct 31, Nov 21, Dec 12 from 6 - 9 PM**

Instructor: Chris Dodsley

Fee per session: \$ 40

## BASIC FABRIC MARBLING

Marbling is often referred to by those learning it as "magical", since the element of surprise exists whenever a print is completed. This workshop will enable you to experience some of that magic as you create beautiful marbled fabric to use in your quilts. Using airbrush and fluid acrylic paints, participants will explore how different patterns are achieved using different marbling combs & rakes. By the end of the workshop, you'll have developed your own uniquely personal marbling style, apparent in the many marbled prints you'll take home from the session. Open to all levels; no previous experience required.



**Sat. Sept. 27 from 11 - 5 PM**

Instructor: Katherine Radcliffe

Fee: \$ 85

Kit fee: \$ 35 (includes everything you need for class)

## CITY QUILTER UNIVERSITY: SQUARES

This class will meet once a month and at each session a quilt design made entirely of squares will be discussed. The rest is up to you. Our log cabin classes produced an enormous quantity of beautiful and original designs, so expectations are high. Confident beginners, with rotary cutting knowledge, through advanced quilters are welcome.

**Mon., Sept 29, Oct 27, Nov 24, Dec 22 from 12 - 2 OR 6 - 8PM**

Instructor: Judy Doenias

Fee: \$ 85

## Long Arm Services

For those who have never used our Long Arm services, we offer the security & convenience of dropping off your quilts & speaking with our long-armed, Melanie Vaughan, here at the store.

## QAYG TIPSY STRIPS

Make this wonderful wall hanging using Judy's Quilt-As-You-Go techniques. This stunning combination of a drunkard's path and strip piecing produces a truly reversible quilt. Machine experience is a must.



**Tues., Sept. 30, Oct. 7, 14 from 12 - 2 OR 6 - 8 PM**

Instructor: Judy Doenias

Fee: \$ 70

## DOUBLE WEDDING RING

This classic pattern never goes out of style. While it can look intimidating, Emily will take the fear out of making a traditional Double Wedding Ring Quilt using templates which will make cutting the pieces quick & easy. You will also learn how to sew curves. Template set required.

**Sunday, Oct 5, 19 from 12 - 4 PM**

Instructor: Emily Klainberg

Fee: \$ 85

## INTRO TO PATCHWORK BY MACHINE: Saturdays

In 6 sessions, you'll learn all that's needed to complete a 4 block quilt by machine. While making a sampler, we will discuss color & value relationships as well as fabric choices. You'll learn how to rotary cut, machine piece blocks, complete the top with sashing & borders, & finish the quilt by pin basting, basic machine quilting, & binding. You must know how to use a sewing machine. Must have a machine at home for homework.

**Saturdays, Oct 11, 18, 25, Nov 1, 22, Dec 6 from 10:30 - 1 PM**

Instructor: Charles Johns

Fee: \$ 160

## INTRO TO PATCHWORK BY MACHINE: Tuesdays

In this seven week class, all the basics will be covered that are needed to complete a four to twelve block sampler quilt. Class begins with a discussion of color & fabric choices. You will learn how to rotary cut, machine piece blocks, & complete the quilt top with sashing & borders. Then, one session is devoted to basic machine quilting. Finishing steps, which include pin basting, binding and making a label, are discussed. Book required. Additional handouts provided. Must know how to use a sewing machine & have one at home for homework.

**Tuesdays, Oct 21, 28, Nov 4, 11, 18, 25, Dec 2 from 12 - 2 OR 6 - 8 PM**

Instructor: Christine Janove

Fee: \$165

### VISIT US ON FACEBOOK

[Facebook.com/TheCityQuilter](https://www.facebook.com/TheCityQuilter)

### VISIT US ON PINTEREST

[Pinterest.com/thecityquilter](https://www.pinterest.com/thecityquilter)

## UMBRELLA WORKSHOP

Did you know the basic umbrella was invented over 4000 years ago? Make one of your very own! It's a lot simpler than you think. We have a great selection of gorgeous laminates to choose from, including our own City Quilter exclusives. Brighten up a rainy day with a one-of-a-kind creation. Hand & machine sewing. Pattern and frame required. Must know how to use a sewing machine.

**Fri. Oct. 24, 31 from 1 - 4 PM**

Instructor: Judy Doenias

Fee: \$70



## NINE PATCH PIZZAZZ

Is your stash of large scale print fabric scaring you because you have no idea what to do with it, or you don't want to cut it up into small pieces because you would lose the beauty of the print? Well, fear no more! Inspired by Judy Sisneros' book 9-Patch Pizzazz, you can turn those fabric treasures into easy, fast & fun quilts by combining your large scale prints with nine-patch blocks of blended &/or high contrast fabrics. It's as easy as cutting strips, sewing straight lines & measuring. Must know how to use a rotary cutter & sewing machine. Book required.

**Sat., Oct. 11, 18, 25 from 2 - 5 PM**

Instructor: Charles Johns

Fee: \$ 95



### Special Orders

If you don't see a book or notion in our store that you'd like, please ask us to special order it for you. There is no charge for this service.

## LATTICE QUILT

Love to make half-square triangles? Do we have a quilt for you! This easy-to-piece quilt is perfect for advanced beginners and experienced quilters alike. The best part of making this quilt in class is using the design walls to lay it out! Must know how to use a sewing machine and rotary cutter. Pattern required.

**Wednesdays, Oct 15, 22, 29 from 12 - 2 OR 6 - 8 PM**

Instructor: Karen Haynes

Fee: \$70



## INTRODUCTION TO QUILT-MAKING BY HAND

This class is for beginners who would like to learn the basics of making a quilt by hand. This is the perfect class for making a special baby gift, or if you are looking for a fun and portable new hobby. In five classes, we will cover drafting quilt blocks, rotary cutting, hand piecing, and tying a quilt. With these basics, you will have all the skills to complete a simple quilt. No sewing experience required.

**Thurs, Oct 23, 30, Nov 6, 13, 20 from 12 - 2 OR 6 - 8 PM**

Instructor: Tahli de Courcy O'Grady

Fee: \$ 110

## EMBROIDERY SAMPLE BOOK

Using Ruth Chandler's new book, Modern Hand Stitching, take a journey into the world of embroidery. In each class we will cover one or more embroidery stitches and all its variations while creating a stitch sampler book for future reference or just for pleasure. Even if you know basic embroidery stitches this class will introduce you to new uses and new variations. No embroidery skills required. Book required.

**Sundays, Oct 26, Nov 9, 23, Dec 21 from 12 - 4 PM**


Instructor: Nancy Rabatin

Fee: \$85



## FABRIC GREETING CARDS

This class will show you several methods to producing beautiful greeting cards with your leftover scraps or small pieces of your favorite fabric.



You can create one for a special occasion or a group of cards for a beautiful gift. Several different designs will be presented and each person will create several cards in class. It is a perfect way to give someone a piece of art without making them a whole quilt. Basic sewing machine skills required.

**Sat., Nov. 1 from 2 - 5 PM**

Instructor: Ann Filloramo

Fee: \$ 40

## MARbled SILK SCARF

This special workshop is open to students who have some experience with fabric marbling. With the holidays in mind, participants will have an opportunity to create festive marbled silk scarves to wear at parties or holiday events, or give as special gifts.

Topics discussed will include design placement on scarves, how to transfer designs onto silk, heat setting patterns, hand washing scarves, and a brief overview of different types of silk. An added bonus will be that students can also print small marbled papers during the workshop to use for card making, gift tags, or other purposes.

**Saturday, November 15 from 11 - 5 PM**

Instructor: Katherine Radcliffe Fee: \$85 Kit fee: \$ 35

## FOUNDATION PAPER PIECING:

### Continuing the Journey

If you like Foundation Paper Piecing, and want to do more than the preprinted patterns that someone else has created, you will enjoy this class. Through basic drafting skills, you will take a simple picture and construct your own paper pattern to piece together. Once you learn this technique of creating your own patterns, the possibilities are endless. Must have taken Foundation Paper Piecing 101 or have paper piecing experience.

**Friday, Nov 21 from 11:30 - 4:30 PM**

Instructor: Charles Johns

Fee: \$60

## COLOR WHEEL QUILT

Create your own color wheel like the one on the cover of *Quilt Color Workshop!* Susan will help you choose the perfect colors for your wheel in the first session. Second session you will learn how to put it all together. You will only be making the color wheel in this class. If you want more in-depth color theory sign up for Susan's Color, Color, Color class or take both! Book required, must know how to rotary cut.



**Saturdays, Nov 22, Dec 13 from 2 - 5 PM**

Instructor: Susan Sato

Fee: \$70

## FABRIC WREATH

Impress your friends with this fabulous NO SEW fabric wreath! In class, you will make a 12-inch wreath using fabric. You can make one in class, then make more for gifts! The possibilities are endless.



The good news is, you can change the wreath with the seasons or leave it natural looking year round!

**Wednesday, Nov 5 from 12 - 6 PM**

Instructor: Karen Haynes

Kit fee: \$5

Fee: \$70

## Emailing

Provide us with your email address and keep up with the latest events, special classes, new fabrics, & more at The City Quilter! Because of changes in how gmail, aol, etc. handle email, be sure to add this address to your computer, tablet, &/or phone's address book:

**quilters@cityquilter.com**

## NO BIND BABY QUILT

This super easy quilt can be made any size from stroller to crib to baby. Using wholecloth fabric for the top and backing, you won't believe how fast it is. There isn't even a binding! Open to anyone who knows how to use a sewing machine.

**Saturday, November 8 from 11 - 5 PM**

Instructor: Chris Dodsley

Fee: \$70

## VINTAGE SPIN QUILT

Inspired by the Vintage Spin block by Kathy Doughty of Material Obsession, this class will focus on turning circular Dresden Plates into squared blocks and capturing a mood that spins throughout the quilt. This block looks great using vintage/reproduction or contemporary fabrics. The mood you create is yours to choose. Book required.



**Sunday, November 16 from 11:30 - 4:30 PM**

Instructor: Robin Strauss

Fee: \$60

## A CLOTH DOLL

When Nancy first saw Corinne Crasbercu's wonderful new book *My Rag Doll*, she knew she had to make one. In class you will learn basic doll making skills while making your own beautiful cloth doll which is perfect as a child's toy or just for display. But the best part of this book is it also has a complete wardrobe including accessories you can make for her. In this class we will only have time to make the basic doll & her vest & bloomers but on the 2015 schedule we will have additional classes to make her wardrobe. Doll making skills are not required but you must have basic sewing skills and know how to use a sewing machine.

**Saturday, Nov. 29 from 11 - 5 PM AND**

**Sunday, Nov 30 from 11:30 - 4:30 PM**


Instructor: Nancy Rabatin

Fee: \$100



## BREEZY

This baby quilt is perfect for a beginner and great for the advanced quilter, who wants to start and finish a quilt in class! This pattern is from the book, Growing Up Modern by Alison Harris. Must know how to use a sewing machine and rotary cutter. Book required.



**Wed, Dec 3, 10 from 12 - 2 OR 6 - 8 PM**

Instructor: Karen Haynes

Fee: \$50

## KANTHA WHOLECLOTH WORKSHOP

Want to make something by hand, but don't want to spend the rest of your life sewing it? Students in this class will be making their own Indian and Australian-inspired utility quilts, using embroidery floss to hand stitch together two favorite fabrics with a classic (and comparatively speedy) "over-under" stitch. Because of the simplicity of the project itself, the beauty lies in the repetition of stitches, as well as the organically artistic quality that emerges from such an unstructured approach. The only ruler is one's palm or any striped print, and the only limitations are one's imagination.

**Sat. Dec. 6 from 1:30 - 5:30 PM**

Instructor: Kim Svoboda

Fee: \$50

## INTRO TO APPLIQUÉ

You're a busy person! How about learning the basics of hand appliqué in just an afternoon? In this fast-paced class, we'll practice several of the most popular hand appliqué techniques by sewing an easy design using simple shapes. The project can be finished as a mini quilt or a pillow. Hand sewing only, all levels, especially beginners. No experience necessary.

**Friday, December 12 from 1 - 5 PM**

Instructor: Diane Rode Schneck

Fee: \$50

## WOOL APPLIQUÉ

Learn the addictive and easy technique of Wool Felt Appliqué and make some great last minute gifts or holiday decorations. You can work with either felt, felted wool, or a combination of both. The sewing is simple embroidery stitches. We'll have a variety of patterns to choose from. No experience necessary – all levels. Hand sewing only.



**Sat. Dec. 13 from 10:30 - 1:30 PM**

Instructor: Diane Rode Schneck

Fee: \$40

## FELT YOUR OWN LANDSCAPES

Nancy has been trying to find a way to incorporate both needle felting and water felting into a class and Moy Mackay's new book Felt & Stitch does just that. If you are curious about felting come and join her while creating a felt landscape of your imagination & try out both processes. Just beware - felting is very addictive. No felting experience necessary. Book required.

**Saturday, December 20 from 11 - 5 PM**

Instructor: Nancy Rabatin

Fee: \$65

## REVERSIBLE TOTE BAG

Easy to sew and easy to use, this tote bag will definitely become your quilting supply bag. The vertical shape and long handles make it ideal for your 24" ruler and cutting mat. Learn cutting tips, how to work with directional fabrics, and different fabric weights. Great class for beginners who want to learn the basics of bag making. Must have some knowledge of rotary cutting and can sew a 1/4" seam allowance. Pattern required.



**Thursdays, Dec 4, 11 from 12 - 2 OR 6 - 8 PM**

Instructor: Susan Sato

Fee: \$50

## BENDING THE LOG

The basic log cabin design has been around at least since ancient Egyptian times and has been modified in many ways. One of the most exciting variants is what Judy calls bending the log & others have named irregular log cabin, off-center log cabin, fat & skinny log cabin, etc. By using two different sized "logs" you create the illusion of a circle without a curved piece in sight. Great fun, easy piecing and designed for all abilities. Must know how to rotary cut & use a sewing machine.



**Tuesdays, Dec 9, 16, 23 from 12 - 2 OR 6 - 8 PM**

Instructor: Judy Doenias

Fee: \$70

## EASY BORDERED PILLOWCASES

Freshen up any bedroom with these easy bordered pillowcases. Kids love them made with character fabric. Or make a great design statement addition to any interior. Using a superfast 'burrito' method you'll love these pillowcases so much you'll be making more as holiday gifts. Open to anyone who knows how to use a rotary cutter and sewing machine and can sew a straight seam.



**Sunday, Dec 14 from 12 - 4 PM**

Instructor: Chris Dodsley

Fee: \$50

## HAND QUILTING

This is a chance to practice the technique used to produce the beautiful, even quilting stitches you have admired. Learn about basting, thimbles, needles, threads & quilting patterns while you begin a small whole cloth project or complete one of your own UFO's.




**Wednesday, Dec. 17 from 12 - 3 OR 5 - 8 PM**

Instructor: Judy Doenias

Fee: \$45

## SASHIKO

Students will learn this 350 year old Japanese hand needlework technique using a thick cotton thread to create geometric patterns against a solid, background fabric. Sashiko can be used in quilts, clothing or home furnishings. It is easy, fun and relaxing.



**Thurs., Dec. 18 from 12 - 3 OR 5 - 8 PM**

Instructor: Judy Doenias

Fee: \$45



---

133 West 25th Street, New York, NY 10001 • 212-807-0390  
www.cityquilter.com • www.artquiltgallerynyc.com

## New CQ Prints: *Uptown NYC & Bright City*

### REGISTER FOR CLASSES BY PHONE OR IN PERSON

**CLASS POLICIES:** Students receive a 15% discount on all non-sale merchandise for the duration of a class (unless monthly), starting 7 days before the first class. Payment in full will be required for classes under \$100 at time of registration. For those over \$100, a 50% deposit is necessary, with balance due by a week prior to the first class. Students cancelling up until 1 week prior to the start of a class will receive a full refund, less a \$ 3 cancellation fee; after that, refunds will only be made if a replacement student can be found. Please plan to attend all sessions; there are no make-up classes.

### Sewing & Quilting Support

The City Quilter provides several ways to help you expand your sewing, embroidery, quilting & related knowledge as well as advance your own projects. These include:

- **Support classes:** “*Open Sewing Forum*,” “*Late Night Sewing @TCQ*” and other “Sew-Ins” provide all our classroom resources (design walls, Bernina 550’s) and a broadly experienced teacher who is available to lend a helping hand and a discerning eye.
- **Machine Rentals:** Time on our Bernina 550’s is bookable by the hour for individuals & groups
- **Private Lessons:** Let us know what you would like to learn and we will match you up with an appropriate teacher. Group lessons can also be arranged. Just call or email us with your needs.
- **Bernina Guide Classes:** Whenever anyone purchases a Bernina-brand machine from us, the buyer is entitled to a free 2 to 3 hour “guide class.” These classes provide a comprehensive introduction to the machines’ many great functions Bernette buyers can pay a modest fee for an hour+ lesson.